OPEN CELL CEİLİNG

It is a ceiling system which can be installed with T bars or with it's self suspension.
Open cell panels partially cover the original ceiling so give a chance to see behind and also looks decorative.
If the ceiling height is more, larger cell dimensions are suggested. Open cell ceilings can be used in hospitals, offices, banks, hotels, malls, airports, sports centers etc.

PRODUCT FEATURES
Specifications:
• Easy to install, uninstall and maintanance. Not prevents air circulation by it's open cells.
•Easy to stock and transport by dismantled packing.
•Self carriered single piece ceiling look. and outer profiles.

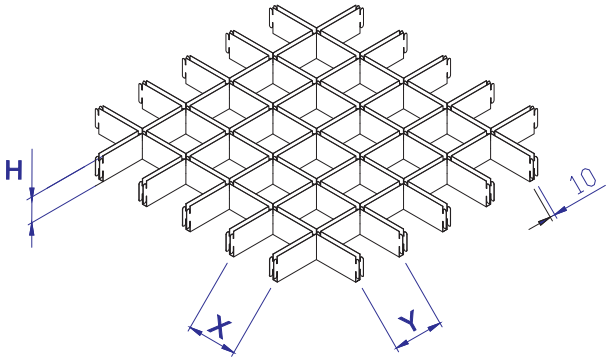

Cell Dimensions (mm) (XxYxH)	Open Area (%)	Shielding Area
50x50x40	67	45°
60x60x40	72	40°
75x75x40	77	32°
86x86x40	80	30°
100x100x40	83	25°
120x120x40	86	20°
150x150x40	88	16°
200x200x40	91	12°
300x300x40	94	8°
50x50x50	67	52°
60x60x50	72	46°
75x75x50	77	37°
86x86x50	80	36°
100x100x50	83	30°
120x120x50	56	25°
150x150x50	88	23°
200x200x50	91	18°
300x300x50	94	13°

OPEN CELL CEİLİNG

Standart Dimensions					Special Dimensions
					
50x50	60x60	75x75	86x86		75x150
				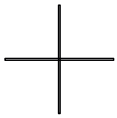	
100x100	120x120	150x150	200x200	300x300	100x200

Special Dimension and Design Open Cell Panells.
Several dimensions and special designs of open cell panels are available a ccording to customer demands and architectural projects. Panels can be seen more lineer by different lining up of inner and outer profiles.

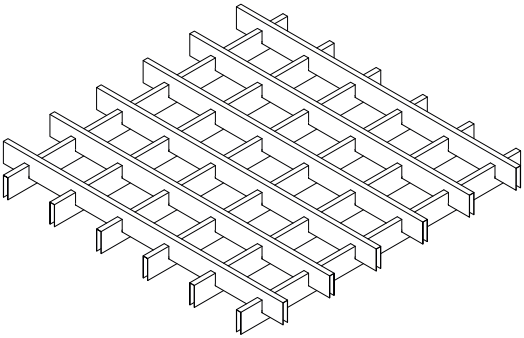

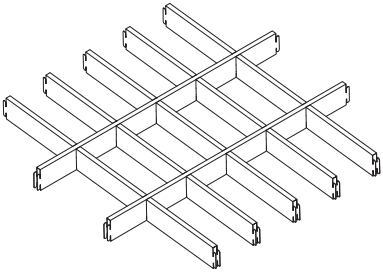

OPEN CELL CEİLİNG

Technical Specifications:
Standards: • ISO 14025 and • TS–EN15804
Material: Corrosion resistant aluminium or hot dip galvanised steel
Cell Sizes (mm): 50x50 – 75x75 – 100x100 – 150x150 –200x200 – 300x300
Carrier System: Self carrier
Colour: Standard RAL 9016 – 9005 – 9006 or any requested RAL colour.

CARRIERS AND ACCESSORIES UNIT/m² ANALYSE
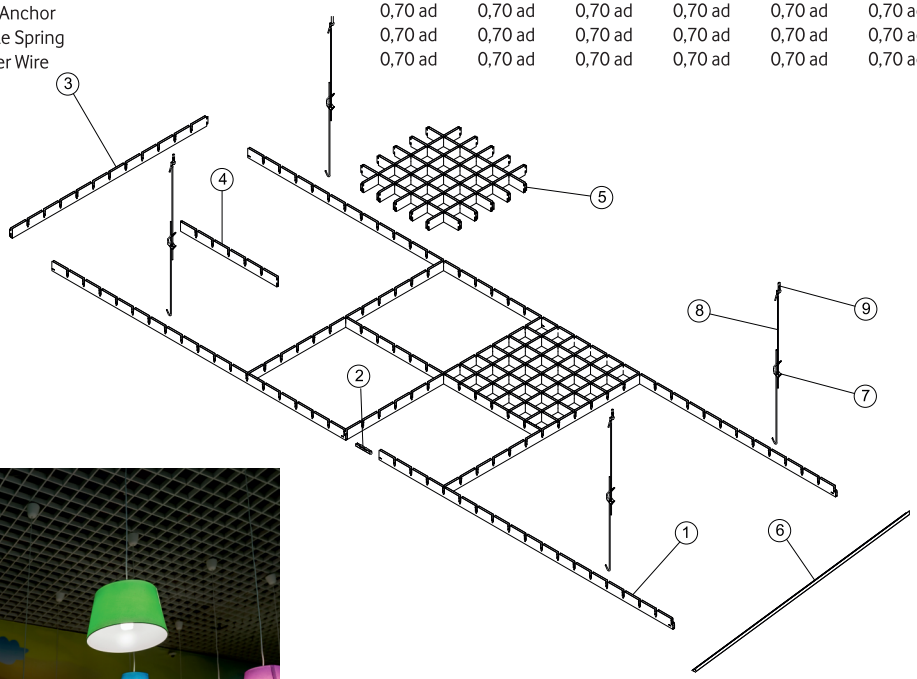
PRODUCT	5x5 cm Cell	7,5x7,5 cm Cell	10x10 cm Cell	15x15 cm Cell	20x20 cm Cell	30x30 cm Cell
1. Main Carrier 1.800 mm	0,83 m	0,83 m	0,83 m	0,83 m	0,83 m	0,83 m
2. Long Cross Carrier 1.200 mm	1,67 m	1,67 m	1,67 m	1,67 m	1,67 m	1,67 m
3. Short Cross Carrier 600 mm	0,83 m	0,83 m	0,83 m	0,83 m	0,83 m	0,83 m
4. Top Slat	18,33 m	11,67 m	8,33 m	5,00 m	3,35 m	1,67 m
5. Bottom Slat	18,33 m	11,67 m	8,33 m	5,00 m	3,35 m	1,67 m
6. Main Carrier Coupler	0,45 ad. pcs.	0,45 ad. pcs.	0,45 ad. pcs.	0,45 ad. pcs.	0,45 ad. pcs.	0,45 ad. pcs.
7. L Profile	0,50 m	0,50 m	0,50 m	0,50 m	0,50 m	0,50 m
8. Steel Anchor	0,70 ad	0,70 ad	0,70 ad	0,70 ad	0,70 ad	0,70 ad
9. Double Spring	0,70 ad	0,70 ad	0,70 ad	0,70 ad	0,70 ad	0,70 ad
10. Hanger Wire	0,70 ad	0,70 ad	0,70 ad	0,70 ad	0,70 ad	0,70 ad